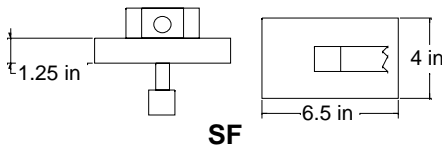
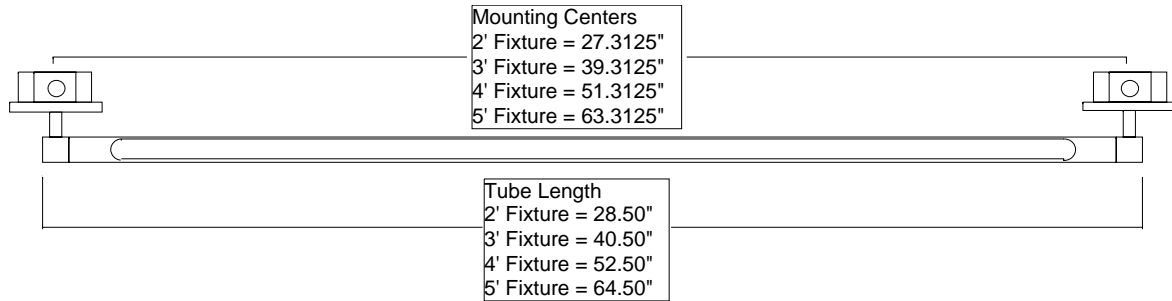




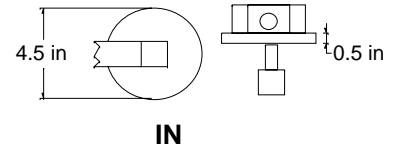
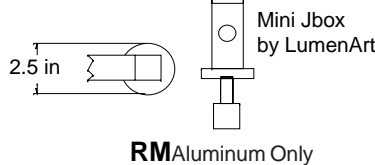
Stiletto™

Rotatable Wall & Ceiling

Sections can be joined in the field for continuous runs



CANOPY DETAILS



SPECIFICATIONS

Construction

Tube: 1.25" dia.
Reflector: .025" aluminum with high reflectance white paint
Rotators: 330 deg max rotation with lock.

Finish

Brushed Aluminum with clear coat
 Brushed Nickel with clear coat

Suspension

Standard Stem lengths: 6", 12", 18", 24", 36", 48", 60"
 Wall mount max stem 18" for nickel and 24" for aluminum
Cord and Cable:
 For pendant mount only.
 72" Field adjustable aircraft cable and braided metallic cord.
 240" max available upon request.

Electrical

ETL listed damp location.
 Mounts to octagon or 4" square jbox with round plaster ring.
IN: Ballast located in 2.5" deep Jbox. 4.5" round canopy.
SF: Ballast located in 4.1"x6.5"x1.25" canopy.
RM: Remote ballast. 2.5" round canopy. Mini junction box by LumenArt.

ORDERING LOGIC

Use matrix below to order complete fixture

Family	Finish	Model	Lamping	Ballast	Voltage**	Suspension	Row Mount	Lens
STL	N Nickel A Aluminum	2'	F14 T5 F24 T5HO	IN* Integral Ballast. SF Surface Ballast RM Remote Ballast	120v 277v	6" 12" 18"**** 24"**** 36" 48" 60" Custom Stem 72" Cord&Cable	Specify number of sections to be linked	PR Prismatic AC White
		3'	F21 T5 F39 T5HO					
		4'	F28 T5 F54 T5HO					
		5'	F35 T5 F80 T5HO					
STL								

*14, 21, 24 and 28 and 35 **Required watt only

***Max Wall for Nickel
 ****Max Wall for Aluminum

Each section requires a junction box and ballast